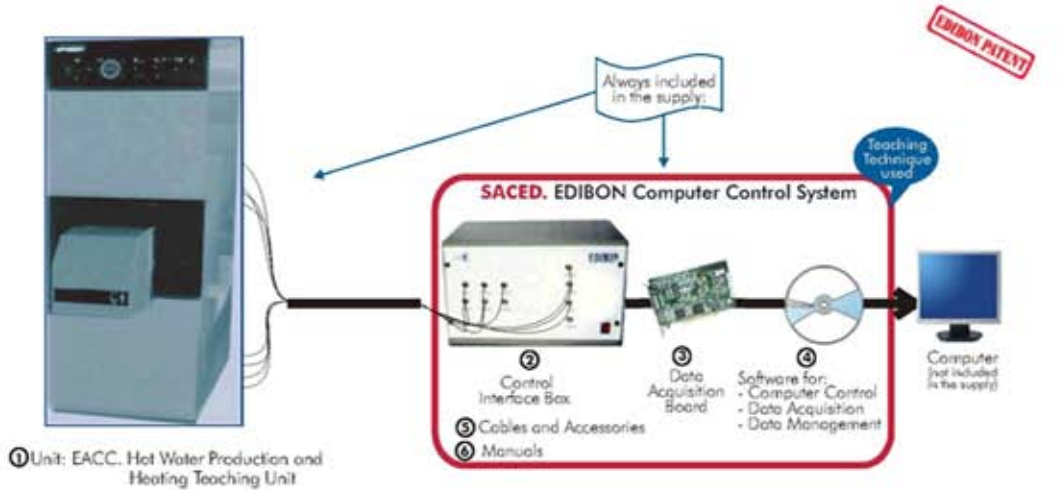




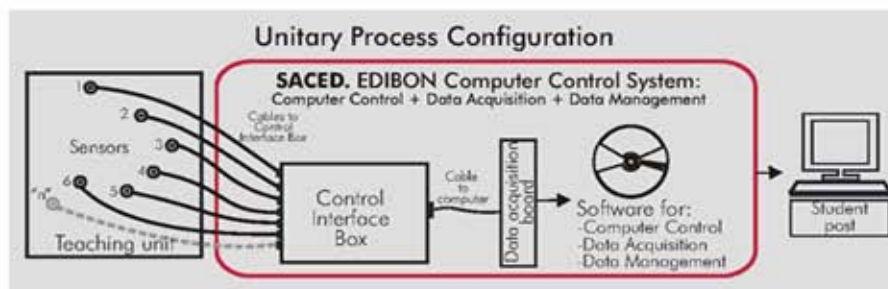
EDIBON
Technical Teaching Equipment

Computer Controlled Hot Water Production and Heating Teaching Unit

EACC



**OPEN CONTROL
+
MULTICONTROL
+
REAL TIME CONTROL**



www.edibon.com
Products range
Units
Thermodynamics & Thermotechnics





SPECIFICATIONS

Items supplied as standard

① EACC. Unit:

Anodized aluminium structure. Panels and main metallic elements in stainless steel.
Diagram in the front panel with similar distribution that the elements in the real unit.

This unit has as objectives:

- To produce hot water heating and similar uses.
- Hot water production for a sanitary use, industrial use, etc.

In order to make it easier, and being given that the process can be exhaustively analysed, we will just produce hot water maximum up to 95°C.
The unit has a fuel portable deposit, burner, boiler with exchanger, accumulator and hot water exit.

The whole system is computer controlled through a control interface, which controls the following parameters:

- Fuel control (consumption).
- Smokes temperature.
- Boiler temperature.
- Sanitary water temperature.
- Heating water temperature.
- Net water temperature.
- Burner aspiration pressure.
- Quantity of CO₂ and CO.

Automatic burner for 25,000 Kcal/h.
Acceleration pump.
Stainless steel accumulator of 140 l.
Three ways engine motorized valve.
Sheet chimney.
Closed expansion deposit.
Temperature sensors.
Pressure sensors.
Flow sensor.

② EACC/CIB. Control Interface Box :

Control interface box with process diagram in the front panel and with the same distribution that the different elements located in the unit, for an easy understanding by the student.

All sensors, with their respective signals, are properly manipulated for -10V to +10V computer output.
Sensors connectors in the interface have different pines numbers (from 2 to 16), to avoid connection errors.

Single cable between the control interface box and computer.

The unit control elements are permanently computer controlled, without necessity of changes or connections during the whole process test procedure.

Simultaneously visualization in the computer of all parameters involved in the process.

Calibration of all sensors involved in the process.

Real time curves representation about system responses.

Storage of all the process data and results in a file.

Graphic representation, in real time, of all the process/system responses.

All the actuators' values can be changed at any time from the keyboard allowing the analysis about curves and responses of the whole process.

All the actuators and sensors values and their responses are placed in only one computer screen.

Shield and filtered signals to avoid external interferences.

Real time computer control with flexibility of modifications from the computer keyboard of the parameters, at any moment during the process.

Real time computer control for pumps, compressors, resistances, control valves, etc.

Open control allowing modifications, at any time and in a real time, of parameters involved in the process simultaneously.

Three safety levels, one mechanical in the unit, other electronic in control interface and the third one in the control software.

③ DAB. Data Acquisition Board:

PCI Data acquisition board (National Instruments) to be placed in a computer slot. Bus PCI.

Analog input:

- Number of channels = 16 single-ended or 8 differential.
- Resolution = 16 bits, 1 in 65536.
- Sampling rate up to: 250 KS/s (Kilo samples per second).
- Input range (V) = $\pm 10V$.
- Data transfers = DMA, interrupts, programmed I/O. Number of DMA channels = 6.

Analog output:

- Number of channels = 2.
- Resolution = 16 bits, 1 in 65536.
- Maximum output rate up to: 833 KS/s.
- Output range (V) = $\pm 10V$.
- Data transfers = DMA, interrupts, programmed I/O.

Digital Input/Output:

- Number of channels = 24 inputs/outputs.
- D0 or D1 Sample Clock frequency: 0 to 1 MHz.

Timing:

- Counter/timers = 2.
- Resolution: Counter/timers: 32 bits.

④ EACC/CCSOF. Computer Control + Data Acquisition + Data Management Software:

Compatible with actual Windows operating systems. Graphic and intuitive simulation of the process in screen.

Compatible with the industry standards.

Registration and visualization of all process variables in an automatic and simultaneously way.

Flexible, open and multicontrol software, developed with actual windows graphic systems, acting simultaneously on all process parameters.

Management, processing, comparison and storage of data.

Sampling velocity up to 250,000 data per second guaranteed.

Student calibration system for all sensors involved in the process.

It allows the registration of the alarms state and the graphic representation in real time.

Comparative analysis of the obtained data, after to the process and modification of the conditions during the process.

Open software, allowing to the teacher to modify texts, instructions. Teacher's and student's passwords to facilitate the teacher's control on the student, and allowing the access at different work levels.

This unit allows that the 30 students of the classroom can visualize simultaneously all results and manipulation of the unit, during the process, by using a projector.

⑤ Cables and Accessories.

⑥ Manuals:

This unit is supplied with 8 manuals: Required Services, Assembly and Installation, Interface and Control Software, Starting-up, Safety, Maintenance, Calibration & Practices Manuals.

*References 1 to 6: EACC + EACC/CIB + DAB + EACC/CCSOF + Cables and Accessories + Manuals are included in the minimum supply, enabling a normal operation.

Continue...



SPECIFICATIONS

Complementary items to the standard supply

PLC. Industrial Control using PLC (7 and 8):

⊗ PLC-PI. PLC Module:

Circuit diagram in the front panel.

Front panel:

Digital inputs(X) and Digital outputs (Y) block:

16 Digital inputs, activated by switches and 16 LEDs for confirmation (red).

14 Digital outputs (through SCSI connector) with 14 LEDs for message (green).

Analog inputs block:

16 Analog inputs (-10V to +10V) (through SCSI connector).

Analog outputs block:

4 Analog outputs (-10V to +10V) (through SCSI connector).

Touch screen:

High visibility and multiple functions.

Display of a highly visible status.

Recipe function.

Bar graph function.

Flow display function.

Alarm list.

Multi language function.

True type fonts.

Back panel:

Power supply connector.

Fuse 2A.

RS-232 connector to PC.

Inside:

Power supply outputs: 24 Vdc, 12 Vdc, -12 Vdc, 12 Vdc variable.

Panasonic PLC:

High-speed scan of 0.32 μ sec, for a basic instruction.

Program capacity of 32 Ksteps, with a sufficient comment area.

Free input AC voltage (100 to 240 VAC).

DC input: 16 (24 V DC).

Relay output: 14 (250 VA AC/2 A).

High-speed counter.

Multi-point PID control.

Digital inputs/outputs and analog inputs/outputs Panasonic modules.

Communication RS232 wire, to computer (PC).

⊗ EACC/PLC-SOF. PLC Control Software:

For this particular unit, always included with PLC supply.

Items available on request

⊗ EACC/CAL. Computer Aided Learning Software (Results Calculation and Analysis).

⊗ EACC/FSS. Faults Simulation System.

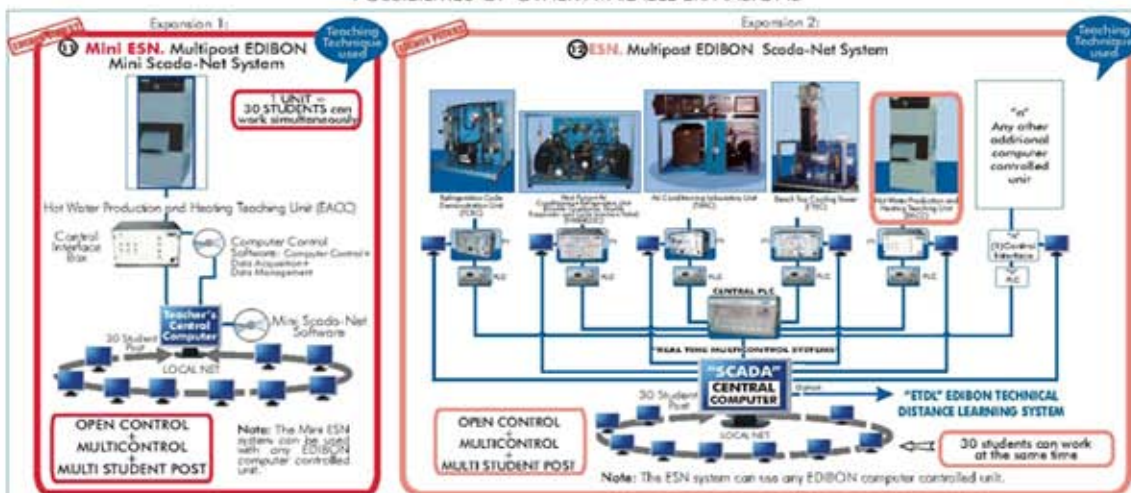


EXERCISES AND PRACTICAL POSSIBILITIES

Some Practical Possibilities of the Unit:

- 1.- Determination of the flow and fuel consumption.
 - 2.- Determination of the boiler's temperature.
 - 3.- Determination of the heating water exit temperature.
 - 4.- Determination of the sanitary water exit temperature.
 - 5.- Determination of the net water exit temperature.
 - 6.- Determination of the burner aspiration pressure.
 - 7.- Energy balance of the heating circuit.
 - 8.- Energy balance of the sanitary water circuit.
 - 9.- Influence of the aspiration pressure in the efficiency.
 - 10.- Variation of the exhaust gases, in function of the combustion quality.
- Other possible practices:
- 11.- Sensors calibration.
- Practices to be done by PLC Module (PLC-P) + PLC Control Software:
- 12.- Control of the EACC unit process through the control interface box without the computer.
 - 13.- Visualization of all the sensors values used in the EACC unit process.
 - 14.- Calibration of all sensors included in the EACC unit process.
 - 15.- Hand on of all the actuators involved in the EACC unit process.
 - 16.- Realization of different experiments, in automatic way, without having in front the unit. (This experiment can be decided previously).
 - 17.- Simulation of outside actions, in the cases do not exist hardware elements. (Example: test of complementary tanks, complementary industrial environment to the process to be studied, etc).
 - 18.- PLC hardware general use and manipulation.
 - 19.- PLC process application for EACC unit.
 - 20.- PLC structure.
 - 21.- PLC inputs and outputs configuration.
 - 22.- PLC configuration possibilities.
 - 23.- PLC program languages.
 - 24.- PLC different programming standard languages.
 - 25.- New configuration and development of new process.
 - 26.- Hand on an established process.
 - 27.- To visualize and see the results and to make comparisons with the EACC unit process.
 - 28.- Possibility of creating new process in relation with the EACC unit.
 - 29.- PLC Programming Exercises.
 - 30.- Own PLC applications in accordance with teacher and student requirements.

POSSIBILITIES OF OTHER AVAILABLE EXPANSIONS



ORDER INFORMATION

Items supplied as standard

- Minimum configuration for normal operation includes:
- ① Unit: EACC. Hot Water Production and Heating Teaching Unit.
 - ② EACC/CIB. Control Interface Box.
 - ③ DAB. Data Acquisition Board.
 - ④ EACC/CCSOF. Computer Control + Data Acquisition + Data Management Software.
 - ⑤ Cables and Accessories.
 - ⑥ Manuals.

* **IMPORTANT:** Under EACC we always supply all the elements for immediate running as 1, 2, 3, 4, 5 and 6.

Complementary items to the standard supply

- PLC. Industrial Control using PLC (7 and 8):
- ⑦ PLC-PLC Module.
 - ⑧ EACC/PLC-SOF. PLC Control Software.
 - ⑨ EACC/CAL. Computer Aided Learning Software (Results Calculation and Analysis). (Available on request).
 - ⑩ EACC/FSS. Faults Simulation System. (Available on request).

Expansions

- ⑪ Mini ESN, Multipost EDIBON Mini Scada-Net System.
- ⑫ ESN, Multipost EDIBON Scada-Net System.

REQUIRED SERVICES

- Electrical supply: single-phase, 220V/50 Hz o 110V/60Hz.
- Water supply.
- Computer (PC)

*Specifications subject to change without previous notice, due to the convenience of improvements of the product.

EDIBON International, S.A.